

Supreme
Caravans

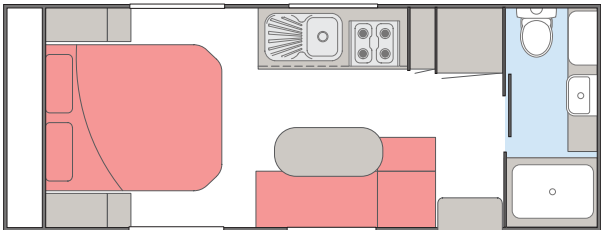
EXECUTIVE

MY2020

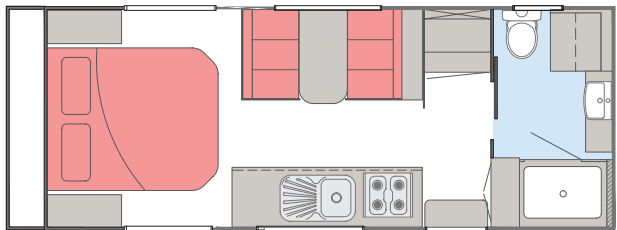


You spoke and we listened! Our Executive Caravan has been inspired by customer feedback and is designed to suit most terrains. This model comes with truck loads of standard features to make your journey more enjoyable.

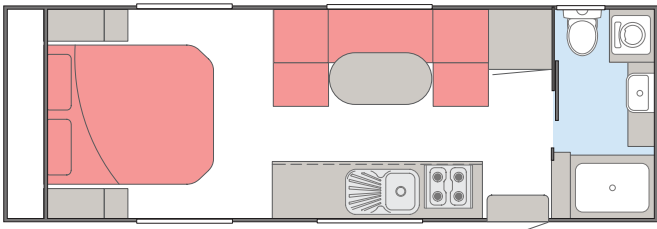
LAYOUTS



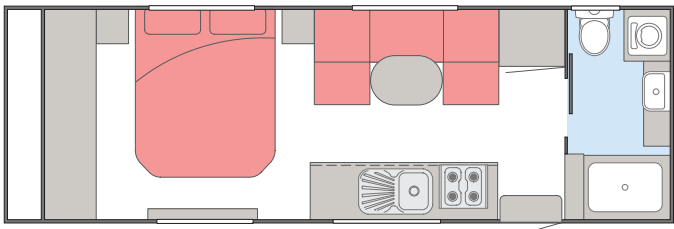
18'6 | Sleeps 2



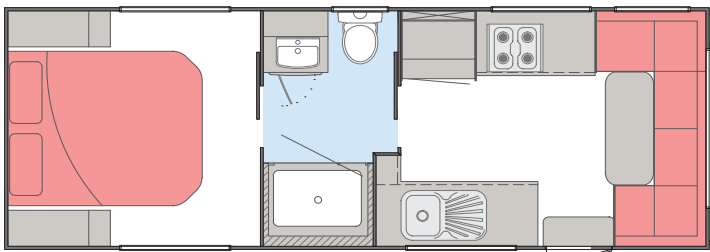
19'6 | Sleeps 2



21'6 | Sleeps 2 - 4



22' E/W bed | Sleeps 2 - 4



22' | Sleeps 2 - 4

Notes

STANDARD SPECIFICATIONS

CHASSIS & EXTERNAL

- ✓ 6-inch box section chassis rail
- ✓ A-frame 6-inch box section extended to spring hangers with reinforced stress plates
- ✓ Roller Rocker load sharing suspension (layout dependent)
- ✓ Electric brakes to all wheels with breakaway unit compatible to all state regulations
- ✓ 16-inch alloy rims and tyres
- ✓ 50mm hitch
- ✓ Hot dipped galvanised 4-arm bumper for extra strength
- ✓ 1 x spare tyre
- ✓ 2 x water tank with separate fillers and water tank gauges
- ✓ 2 x gas bottles
- ✓ Pull out aluminium step with light
- ✓ Mesh on a-frame
- ✓ Caravan jack with fitted jacking points on chassis
- ✓ Tie down points on chassis
- ✓ Drop down weight stabilising legs
- ✓ Tap on a-frame (protected)
- ✓ TB01 toolbox
- ✓ Custom aerodynamic shape
- ✓ Double glazed windows
- ✓ Triple lock main door with fly screen
- ✓ Tunnel boot (layout dependent)
- ✓ Checker plate pebble guard
- ✓ 800mm checker plate sides (nominal)
- ✓ Double ribbed extra strong aluminium or aluminium composite panel cladding
- ✓ Fully insulated
- ✓ 2 x roof hatch
- ✓ 2 x power hatches (layout dependent)
- ✓ External picnic table
- ✓ Dometic awning
- ✓ Double width J-mould for extra strength
- ✓ Aluminium H-frame to A/C for added strength
- ✓ Meranti timber frame
- ✓ 12mm floor ply, membrane coated
- ✓ Digital TV roof antenna
- ✓ External gas bayonet
- ✓ External LED lights
- ✓ Boot light (layout dependent)
- ✓ LED tail lights
- ✓ External marine grade speakers
- ✓ External entertainment box
- ✓ External 240V & 12V USB points
- ✓ Explorer plug (suitable for manual satellite dishes)
- ✓ External mobile solar panel connector point
- ✓ LED Grab Handle

APPLIANCES & ELECTRICAL

- ✓ Full Swift oven with grill and 3 gas/1elec cooktop (Recessed benchtop with lift up lid to oven/ cooktop)
- ✓ 12V flush mounted vented range hood with external venting
- ✓ 23lt microwave
- ✓ Double door tropical rated fridge with fridge fan and through roof flu venting for maximum ventilation
- ✓ Touchscreen BT/USB/Audio - Video and two speakers
- ✓ Quick release TV arm
- ✓ IBIS slim line true reverse cycle A/C, whisper quiet, with cabin climate control and remote
- ✓ Washing machine (layout dependent)
- ✓ Extra large 28lt stainless steel gas/electric H.W.S, with in cabin ignition for both gas and electric operation
- ✓ Ceramic swivelling toilet
- ✓ High powered charger and transformer with B & S wiring for maximum charge individually fused
- ✓ 2 x 97amp deep cycle battery
- ✓ 2 x 150W solar panel, roof mounted
- ✓ High powered solar controller with digital battery monitor on display
- ✓ Anderson plug and 12 pin plugs for accelerated charging with 8mm wiring for optimum fridge operation on 12V
- ✓ Double power point to kitchen and ensuite
- ✓ Bed side 240V power point and 12V/USB combo point inside nooks
- ✓ 240V and 12V USB power points under dinette
- ✓ Sensor HV Freeview digital antenna
- ✓ Reversing camera
- ✓ LED water tank gauges
- ✓ LED strip around door step
- ✓ 12V water pump

INTERNAL

- ✓ Light weight 12mm furniture ply
- ✓ Waterfall benchtop to kitchen
- ✓ Interlocking tongue and groove furniture
- ✓ Choice of leatherette or fabric upholstery
- ✓ High density foam upholstery
- ✓ Adjustable table leg (layout dependent)
- ✓ One-piece moulded shower
- ✓ Fully integrated kitchen with drawers
- ✓ Household tapware and sink
- ✓ Ceramic ensuite basin
- ✓ Choice of positive lock handles
- ✓ LED downlights
- ✓ LED reading lights to bedroom and dinette
- ✓ Bedside robes with bedside nooks
- ✓ Lift up bed on struts with triple ply reinforced bed frame
- ✓ Full queen-sized innerspring mattress (layout dependent)

NOTES: PRODUCT SPECIFICATIONS ARE SUBJECT TO CHANGE WITHOUT NOTICE TO IMPROVE FUNCTION, DESIGN OR OTHERWISE.

